

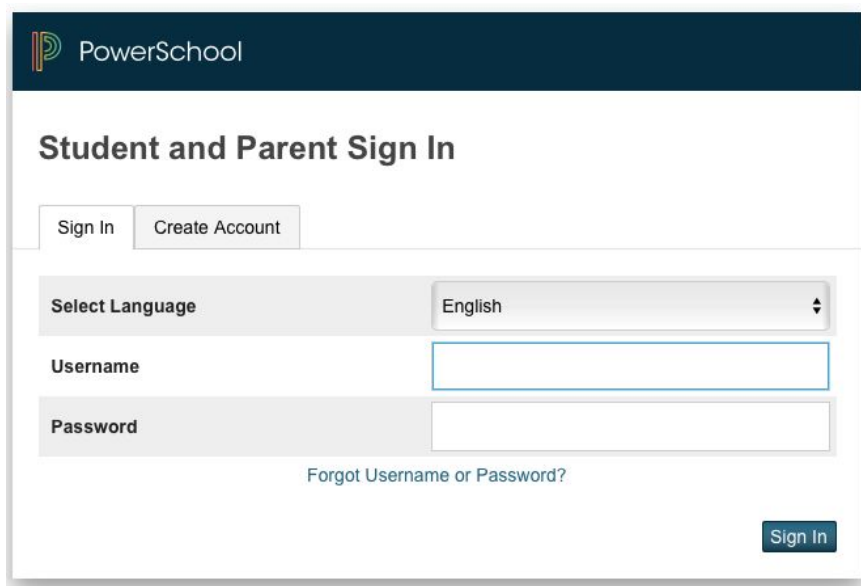
Report Cards for 2017-18 School Year

Report cards for the academic years preceding 2017-18 may be accessed via the Document Vault feature located within the Student and Parent Power School portal. However, report cards for 2017-18 and all following years will not appear in the Document Vault but may be accessed using the process outlined below.

Accessing Report Cards:

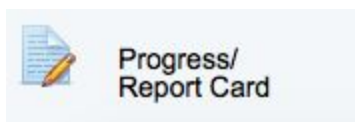
Log into Power School via the Student and Parent Portal

<https://ps-ddm.gwaea.org/public/home.html>



The image shows the PowerSchool login interface. At the top is the PowerSchool logo. Below it is the heading "Student and Parent Sign In". There are two buttons: "Sign In" and "Create Account". Below these is a "Select Language" dropdown menu set to "English". There are input fields for "Username" and "Password". Below the password field is a link that says "Forgot Username or Password?". At the bottom right is a "Sign In" button.

In the Navigation menu on the left, scroll down and select Progress/Report Card.



For Elementary School students:

1. In the drop-down menu, select “St. Pius X School - Diocese of Des Moines”.

Select a Report Card

Report Card

St. Pius X School - Diocese of Des Moines

**

2. The Student Grade Level field should populate automatically and show your student's current grade.

Student Grade Level

2017-2018 (Grade 2)

**

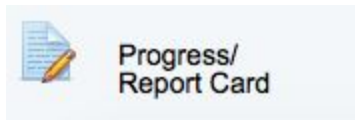
3. Click Run Report to generate the report card.

Run Report

For Middle School students:

You must complete the process twice to produce both a standards report card and a letter grade report card.


1. Proceed through the steps outlined above in the section titled “For Elementary Students” in order to produce your student’s standards report card.
2. Return to the Progress/Report Card screen via the Navigation menu on the left.



3. In the drop-down menu, select “St. Pius X Middle School - Diocese of Des Moines”.

Select a Report Card

Report Card

St. Pius X Middle School - Diocese of Des Moines  **

4. The Student Grade Level field should populate automatically and show your student’s current grade.

Student Grade Level

2017-2018 (Grade 8) 

**

5. Click Run Report to generate the report card.

Run Report